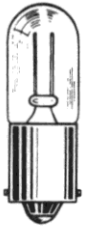


# OIL TIGHT Miniature Neon Indicators

FOR MOUNTING IN 1/16" CLEARANCE HOLE

When connecting a Neon Light to a circuit having one side grounded, always connect the hot side of the circuit to the terminal marked + (center contact).




T-3 1/4  
B1A (NE-51)  
B2A (NE-51H)  
MINIATURE BAYONET BASE

See lamp ratings  
on page L.

Recognized under the component  
program of Underwriters'  
Laboratories Inc.

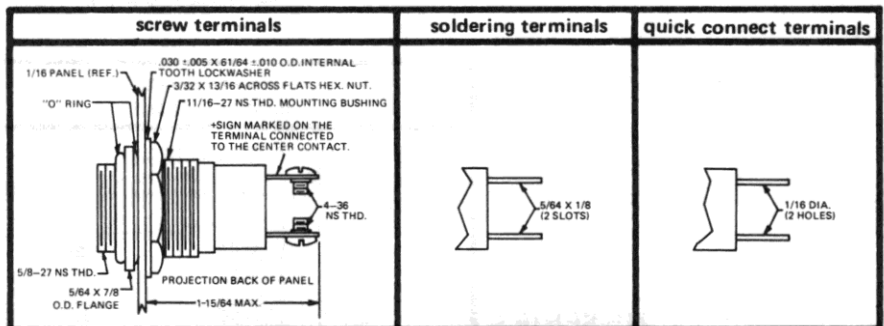


For materials and finishes of products  
in this group, see preceding page.



125-0408-1131-443  
Stovepipe lens

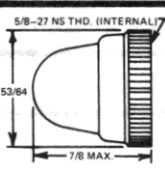
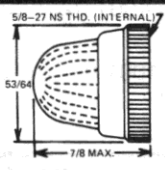
## 125 SERIES



### BASE PART NUMBERS

VOLTAGES	LAMP	screw terminals	soldering terminals	quick connect terminals
105-125V AC-DC	B1A	125-1308-11-143	125-0408-11-143	125-5708-11-143
110-125VAC	B2A	125-1363-11-113	125-0463-11-113	125-5763-11-113
210-250V AC-DC	B2A	125-9363-11-163	125-9463-11-163	125-5863-11-163

### CAP PART NUMBERS

CAP PART NUMBERS	VOLTAGES	LAMP	COMPLETE ASSEMBLY PART NUMBERS		
 <p>STOVEPIPE 125-1131-403 unfrusted</p>	105-125V AC-DC	B1A	125-1308-1131-443	125-0408-1131-443	125-5708-1131-443
	110-125VAC	B2A	125-1363-1131-413	125-0463-1131-413	125-5763-1131-413
	210-250V AC-DC	B2A	125-9363-1131-463	125-9463-1131-463	125-5863-1131-463
 <p>STOVEPIPE 125-1191-403 internal fluting</p>	105-125V AC-DC	B1A	125-1308-1191-443	125-0408-1191-443	125-5708-1191-443
	110-125VAC	B2A	125-1363-1191-413	125-0463-1191-413	125-5763-1191-413
	210-250V AC-DC	B2A	125-9363-1191-463	125-9463-1191-463	125-5863-1191-463

Order complete with lamp to be assured of receiving the indicator light and correct lamp together for immediate use.

Part numbers shown in gray are normally in inventory at your Dialight Distributor.