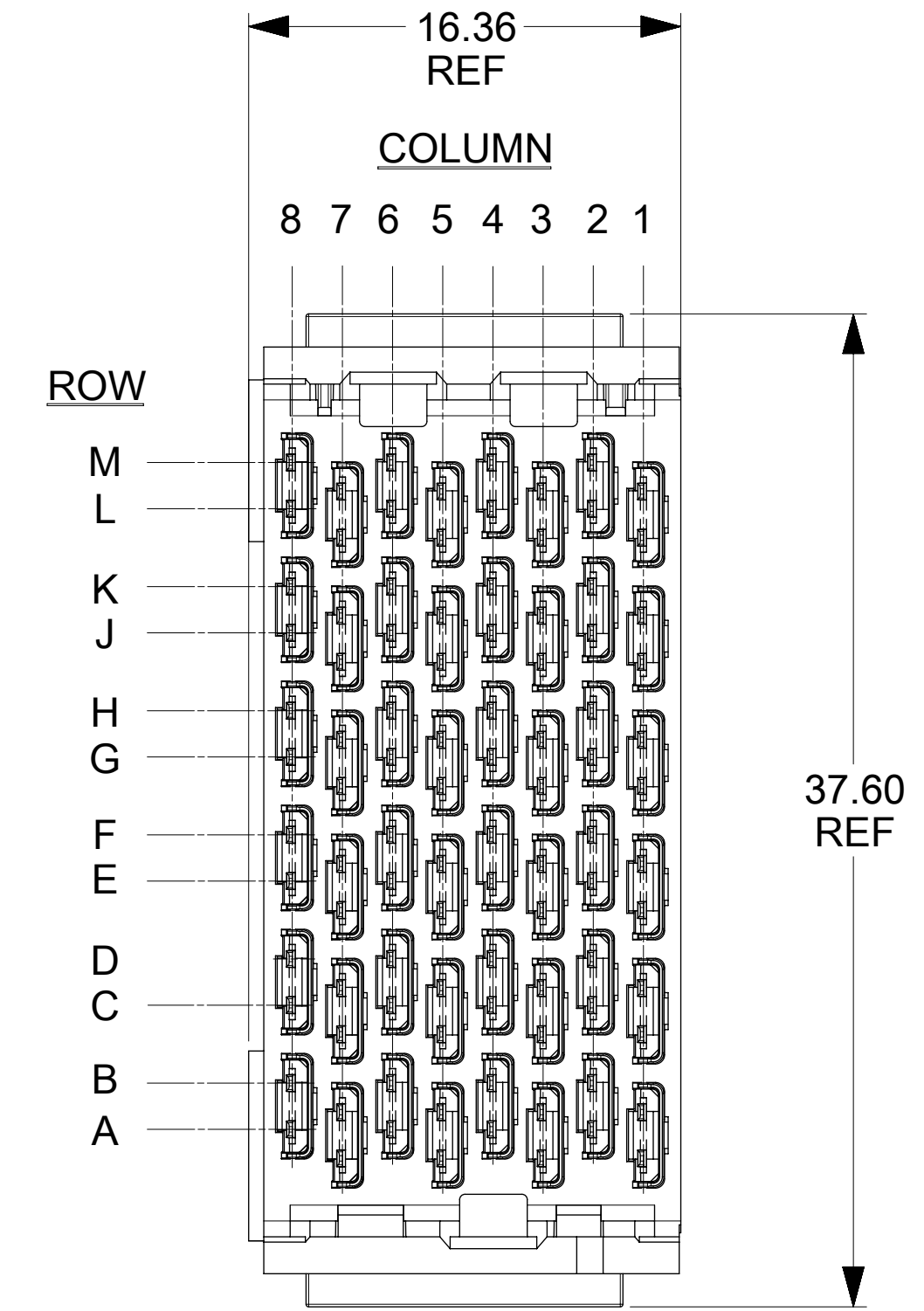
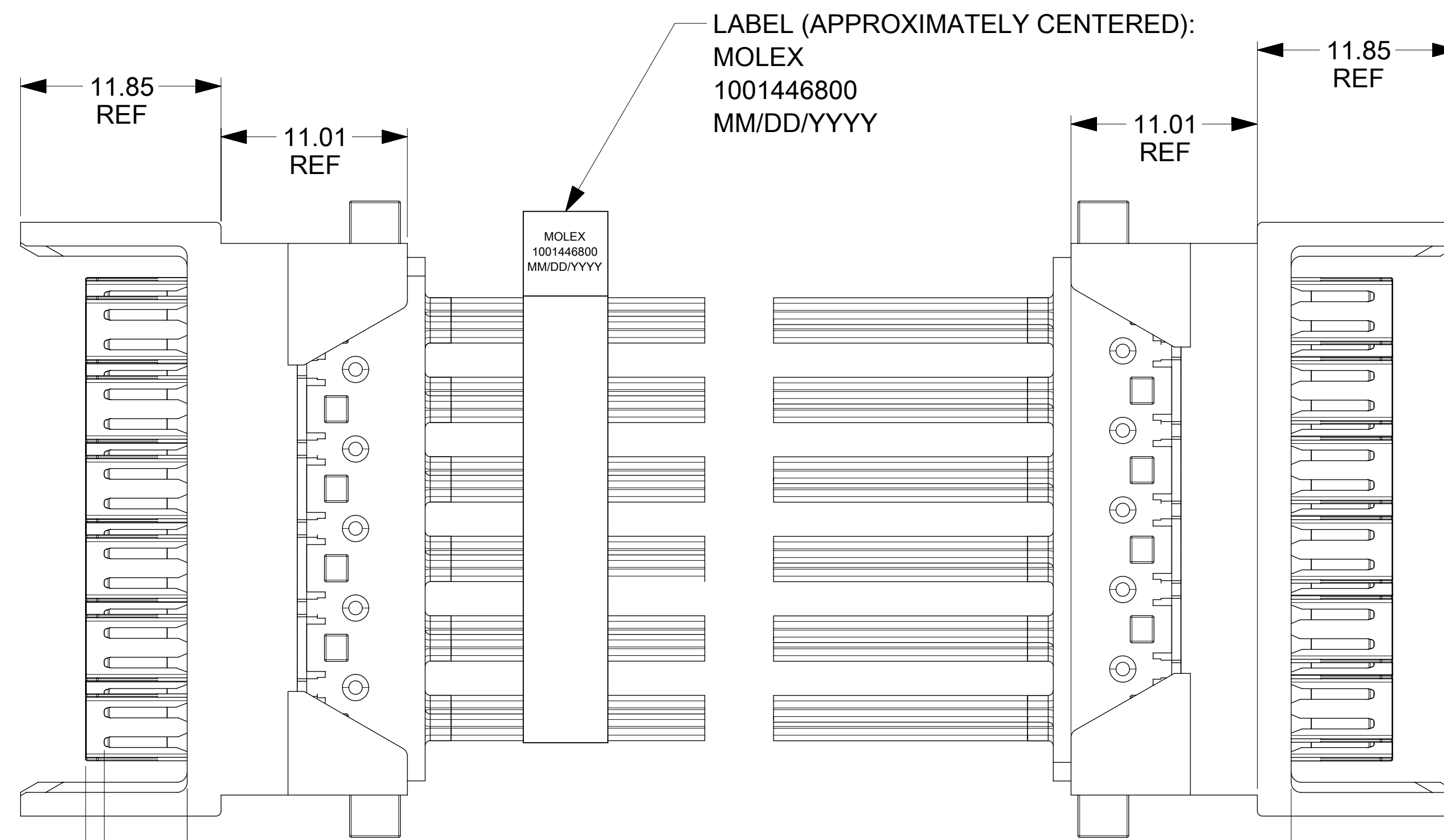
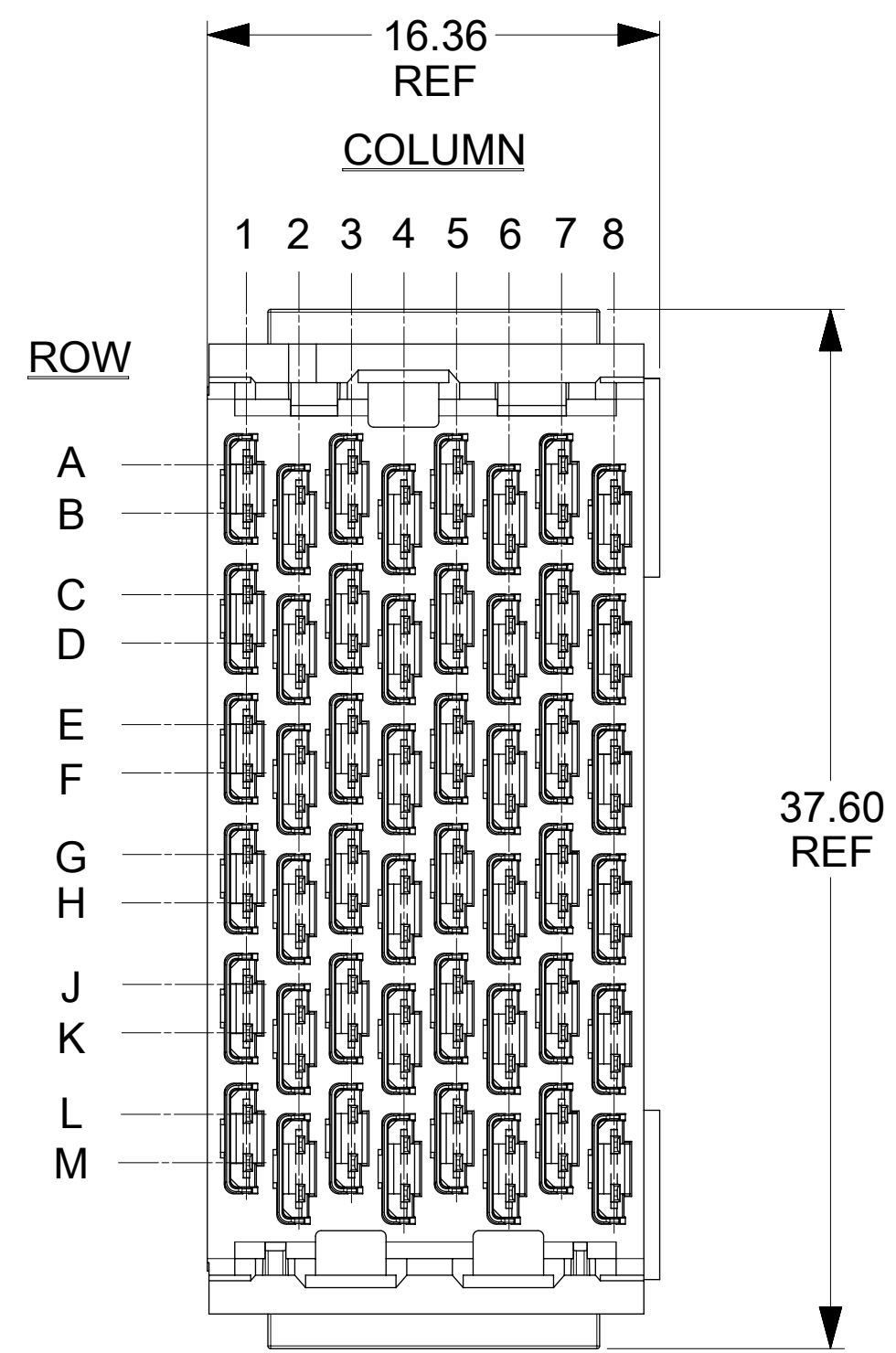
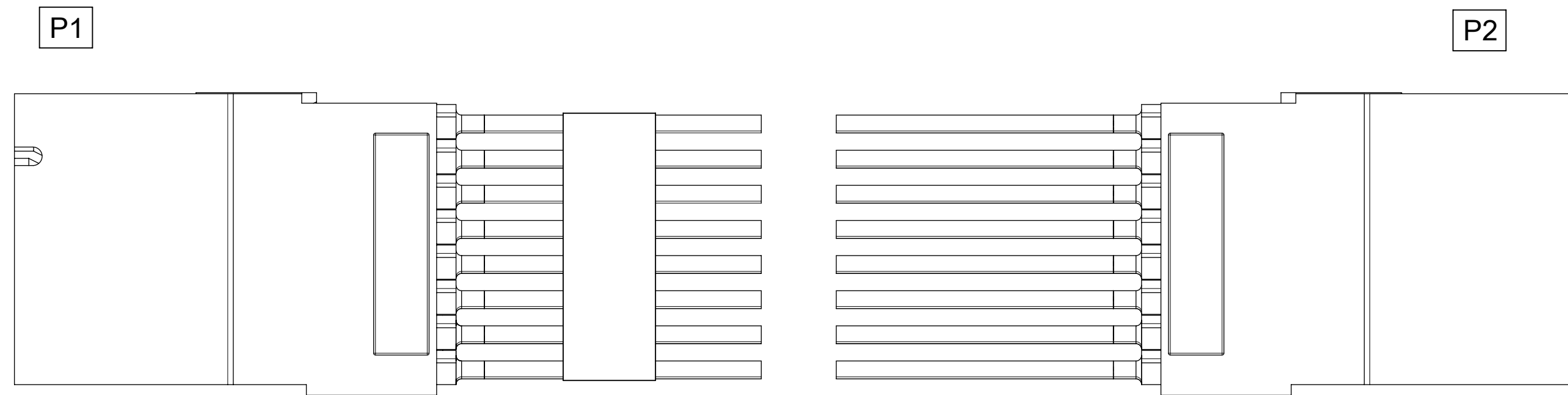


CABLE SUBASSEMBLY MATERIAL NUMBER CHART		
MOLEX MATERIAL NO.	"L" (M)	LENGTH TOLERANCE (MM)
1001446800	0.5	+/- 12.8



6.00 TYP. REF.
4.90 TYP. REF. PIN LENGTH

"L"

- NOTES:
- MATERIALS:
HOUSING: LIQUID CRYSTAL POLYMER 94V-0, COLOR BLACK
OVERMOLD: POLYCARBONATE 94V-0, COLOR BLACK
CONTACT MATERIAL: COPPER ALLOY
 - CONTACT PLATING: GOLD OVER NICKEL
 - CABLE: 30AWG 90OHM TWINAX
 - MATES WITH RAF PN 1714001038
 - RoHS COMPLIANT, NO EXEMPTIONS
 - REFER TO TEST SUMMARY DOCUMENT NUMBER 1001440031 FOR CABLE ASSEMBLY SIGNAL INTEGRITY TEST DATA.

QUALITY SYMBOLS		THIS DRAWING CONTAINS INFORMATION THAT IS PROPRIETARY TO MOLEX ELECTRONIC TECHNOLOGIES, LLC AND SHOULD NOT BE USED WITHOUT WRITTEN PERMISSION			
▽ = 0	2018/01/23	GENERAL TOLERANCES (UNLESS SPECIFIED)	DIMENSION UNITS	SCALE	<p>6X8 MALE TO MALE IMPEL CABLE ASSY</p> <p>PRODUCT CUSTOMER DRAWING</p>
▽ = 0	2018/01/29	ANGULAR TOL ± °	mm	4:1	
▽ = 0	2018/01/29	4 PLACES ±	DRWN BY	DATE	
▽ = 0	2018/01/29	3 PLACES ±	MHANUMAPPARE	2016/10/26	
▽ = 0	2018/01/29	2 PLACES ±	CHKD BY	DATE	<p>SERIES MATERIAL NUMBER CUSTOMER</p> <p>100144 SEE SHEET 1 GENERAL MARKET</p>
▽ = 0	2018/01/29	1 PLACE ±	KJANOTA	2016/11/11	
▽ = 0	2018/01/29	0 PLACES ±	APPR BY	DATE	<p>DOCUMENT NUMBER DOC TYPE DOC PART SHEET NUMBER</p> <p>1001446800 PSD 000 1 OF 3</p>
▽ = 0	2018/01/29	DRAFT WHERE APPLICABLE MUST REMAIN WITHIN DIMENSIONS	MBUGG	2016/11/16	
▽ = 0	2018/01/29	SEE REVISION TABLE	DRAWING SIZE	THIRD ANGLE PROJECTION	
▽ = 0	2018/01/29	EC NO: 171486	D		
▽ = 0	2018/01/29	DRWN: NSRVATSAHS			
▽ = 0	2018/01/29	CHKD: NSRVATSAHS			
▽ = 0	2018/01/29	REV: APPR: KJANOTA			

PINOUT

TWINAX PAIR NUMBER	P1 TO WAFER		P2 WAFER	
	COL #	ROW	COL #	ROW
PAIR 1	1	A	1	M
PAIR 1	1	B	1	L
PAIR 2	1	C	1	K
PAIR 2	1	D	1	J
PAIR 3	1	E	1	H
PAIR 3	1	F	1	G
PAIR 4	1	G	1	F
PAIR 4	1	H	1	E
PAIR 5	1	J	1	D
PAIR 5	1	K	1	C
PAIR 6	1	L	1	B
PAIR 6	1	M	1	A
PAIR 7	2	A	2	M
PAIR 7	2	B	2	L
PAIR 8	2	C	2	K
PAIR 8	2	D	2	J
PAIR 9	2	E	2	H
PAIR 9	2	F	2	G
PAIR 10	2	G	2	F
PAIR 10	2	H	2	E
PAIR 11	2	J	2	D
PAIR 11	2	K	2	C
PAIR 12	2	L	2	B
PAIR 12	2	M	2	A

TWINAX PAIR NUMBER	P1 TO WAFER		P2 WAFER	
	COL #	ROW	COL #	ROW
PAIR 13	3	A	3	M
PAIR 13	3	B	3	L
PAIR 14	3	C	3	K
PAIR 14	3	D	3	J
PAIR 15	3	E	3	H
PAIR 15	3	F	3	G
PAIR 16	3	G	3	F
PAIR 16	3	H	3	E
PAIR 17	3	J	3	D
PAIR 17	3	K	3	C
PAIR 18	3	L	3	B
PAIR 18	3	M	3	A
PAIR 19	4	A	4	M
PAIR 19	4	B	4	L
PAIR 20	4	C	4	K
PAIR 20	4	D	4	J
PAIR 21	4	E	4	H
PAIR 21	4	F	4	G
PAIR 22	4	G	4	F
PAIR 22	4	H	4	E
PAIR 23	4	J	4	D
PAIR 23	4	K	4	C
PAIR 24	4	L	4	B
PAIR 24	4	M	4	A

TWINAX PAIR NUMBER	P1 TO WAFER		P2 WAFER	
	COL #	ROW	COL #	ROW
PAIR 25	5	A	5	M
PAIR 25	5	B	5	L
PAIR 26	5	C	5	K
PAIR 26	5	D	5	J
PAIR 27	5	E	5	H
PAIR 27	5	F	5	G
PAIR 28	5	G	5	F
PAIR 28	5	H	5	E
PAIR 29	5	J	5	D
PAIR 29	5	K	5	C
PAIR 30	5	L	5	B
PAIR 30	5	M	5	A
PAIR 31	6	A	6	M
PAIR 31	6	B	6	L
PAIR 32	6	C	6	K
PAIR 32	6	D	6	J
PAIR 33	6	E	6	H
PAIR 33	6	F	6	G
PAIR 34	6	G	6	F
PAIR 34	6	H	6	E
PAIR 35	6	J	6	D
PAIR 35	6	K	6	C
PAIR 36	6	L	6	B
PAIR 36	6	M	6	A

TWINAX PAIR NUMBER	P1 TO WAFER		P2 WAFER	
	COL #	ROW	COL #	ROW
PAIR 37	7	A	7	M
PAIR 37	7	B	7	L
PAIR 38	7	C	7	K
PAIR 38	7	D	7	J
PAIR 39	7	E	7	H
PAIR 39	7	F	7	G
PAIR 40	7	G	7	F
PAIR 40	7	H	7	E
PAIR 41	7	J	7	D
PAIR 41	7	K	7	C
PAIR 42	7	L	7	B
PAIR 42	7	M	7	A
PAIR 43	8	A	8	M
PAIR 43	8	B	8	L
PAIR 44	8	C	8	K
PAIR 44	8	D	8	J
PAIR 45	8	E	8	H
PAIR 45	8	F	8	G
PAIR 46	8	G	8	F
PAIR 46	8	H	8	E
PAIR 47	8	J	8	D
PAIR 47	8	K	8	C
PAIR 48	8	L	8	B
PAIR 48	8	M	8	A

QUALITY SYMBOLS 	THIS DRAWING CONTAINS INFORMATION THAT IS PROPRIETARY TO MOLEX ELECTRONIC TECHNOLOGIES, LLC AND SHOULD NOT BE USED WITHOUT WRITTEN PERMISSION													
	SEE REVISION TABLE EC NO: 171486 DRWN: NSRVATSAHS CHKD: NSRVATSAHS REV APPR: KJANOTA	2018/01/23	2018/01/29	2018/01/29	GENERAL TOLERANCES (UNLESS SPECIFIED)		DIMENSION UNITS	SCALE						
		ANGULAR TOL ± °		4 PLACES ±	3 PLACES ±	2 PLACES ±	1 PLACE ±	0 PLACES ±				mm	4:1	
		DRAFT WHERE APPLICABLE MUST REMAIN WITHIN DIMENSIONS		DRAFT WHERE APPLICABLE MUST REMAIN WITHIN DIMENSIONS		DRAFT WHERE APPLICABLE MUST REMAIN WITHIN DIMENSIONS		DRAFT WHERE APPLICABLE MUST REMAIN WITHIN DIMENSIONS				DRAFT WHERE APPLICABLE MUST REMAIN WITHIN DIMENSIONS		
		DRAFT WHERE APPLICABLE MUST REMAIN WITHIN DIMENSIONS		DRAFT WHERE APPLICABLE MUST REMAIN WITHIN DIMENSIONS		DRAFT WHERE APPLICABLE MUST REMAIN WITHIN DIMENSIONS		DRAFT WHERE APPLICABLE MUST REMAIN WITHIN DIMENSIONS				DRAFT WHERE APPLICABLE MUST REMAIN WITHIN DIMENSIONS		
		DRAFT WHERE APPLICABLE MUST REMAIN WITHIN DIMENSIONS		DRAFT WHERE APPLICABLE MUST REMAIN WITHIN DIMENSIONS		DRAFT WHERE APPLICABLE MUST REMAIN WITHIN DIMENSIONS		DRAFT WHERE APPLICABLE MUST REMAIN WITHIN DIMENSIONS				DRAFT WHERE APPLICABLE MUST REMAIN WITHIN DIMENSIONS		
	DRAFT WHERE APPLICABLE MUST REMAIN WITHIN DIMENSIONS		DRAFT WHERE APPLICABLE MUST REMAIN WITHIN DIMENSIONS		DRAFT WHERE APPLICABLE MUST REMAIN WITHIN DIMENSIONS		DRAFT WHERE APPLICABLE MUST REMAIN WITHIN DIMENSIONS		DRAFT WHERE APPLICABLE MUST REMAIN WITHIN DIMENSIONS					
	DRAFT WHERE APPLICABLE MUST REMAIN WITHIN DIMENSIONS		DRAFT WHERE APPLICABLE MUST REMAIN WITHIN DIMENSIONS		DRAFT WHERE APPLICABLE MUST REMAIN WITHIN DIMENSIONS		DRAFT WHERE APPLICABLE MUST REMAIN WITHIN DIMENSIONS		DRAFT WHERE APPLICABLE MUST REMAIN WITHIN DIMENSIONS					
	DRAFT WHERE APPLICABLE MUST REMAIN WITHIN DIMENSIONS		DRAFT WHERE APPLICABLE MUST REMAIN WITHIN DIMENSIONS		DRAFT WHERE APPLICABLE MUST REMAIN WITHIN DIMENSIONS		DRAFT WHERE APPLICABLE MUST REMAIN WITHIN DIMENSIONS		DRAFT WHERE APPLICABLE MUST REMAIN WITHIN DIMENSIONS					
	DRAFT WHERE APPLICABLE MUST REMAIN WITHIN DIMENSIONS		DRAFT WHERE APPLICABLE MUST REMAIN WITHIN DIMENSIONS		DRAFT WHERE APPLICABLE MUST REMAIN WITHIN DIMENSIONS		DRAFT WHERE APPLICABLE MUST REMAIN WITHIN DIMENSIONS		DRAFT WHERE APPLICABLE MUST REMAIN WITHIN DIMENSIONS					
DRAFT WHERE APPLICABLE MUST REMAIN WITHIN DIMENSIONS		DRAFT WHERE APPLICABLE MUST REMAIN WITHIN DIMENSIONS		DRAFT WHERE APPLICABLE MUST REMAIN WITHIN DIMENSIONS		DRAFT WHERE APPLICABLE MUST REMAIN WITHIN DIMENSIONS		DRAFT WHERE APPLICABLE MUST REMAIN WITHIN DIMENSIONS						

